

APEX ADVANCED TECHNOLOGY,LLC

BALANCE SHEET AS AT 31st March, 2020

Particulars	Note No.	Figures as at the end of March 31st, 2020	
		Amount in Rs	Amount in Rs
I. EQUITY & LIABILITIES			
(1) Shareholder's Funds:			
(a) Share Capital	1	25,18,47,244	
(b) Share Application Money		-	
(c) Reserves & Surplus	2	17,04,99,787	
			42,23,47,031
(2) Non-Current Liabilities:			
(a) Long Term Borrowings	3	8,22,79,805	
(b) Deferred Tax Liability (Net)		-	
			8,22,79,805
(3) Current Liabilities:			
(a) Short-term Borrowings		2,25,99,000	
(b) Trade Payables	4	9,20,50,891	
(c) Other Current Liabilities	5	12,08,585	
(d) Short Term Provision	6	-	
			11,58,58,476
Total:			62,04,85,311
II. ASSETS			
(1) Non-Current Assets:			
(a) Fixed Assets:			
Tangible Assets	7	65,92,684	
Intangible Assets	8	30,59,67,516	
(2) Other Non Current Assets	9	4,70,43,016	
			35,96,03,216
(3) Current Assets:			
(a) Inventories			
(b) Trade Receivables	10	21,11,88,695	
(c) Cash & Bank Balances	11	1,92,92,202	
(d) Short-term Loans & Advances		-	
(e) Other Current assets	12	3,04,01,199	
			26,08,82,095
Total:			62,04,85,311

As Per our Report as on Date

For J Madhava Rao & Co

Chartered Accountants

Firm Reg No: 015119S

Krishna Chaitanya Janga

Krishna Chaitanya Janga
Partner

Membership No :230882



For and on behalf of the Board

APEX ADVANCED TECHNOLOGY,LLC

NOTE - 1 : SHARE CAPITAL

Particulars	Figures as at the end of March 31st, 2020	
	Amount in Rs	
Issued, Subscribed & Paid-up: Capital		25,18,47,244
Total		25,18,47,244

NOTE - 2 : RESERVES & SURPLUS


Particulars	Figures as at the end of March 31st, 2020	
	Amount in Rs	Amount in Rs
a) Surplus in Profit & Loss Account: Opening Balance	23,77,52,552	23,77,52,552
Add: Profit/(Loss) for the year		(1,92,97,196)
		21,84,55,356
b)FCTR		(4,79,55,569)
Total		17,04,99,787


NOTE - 3: LONG-TERM BORROWINGS

Particulars	Figures as at the end of March 31st, 2020	
	Amount in Rs	
Unsecured Term Loan : Cloumbia Books Inc		3,76,65,000
Phalanx Equities LLC		1,50,66,000
Suntrust		2,95,48,805
		8,22,79,805
Additional Notes: Secured		-
Unsecured (Loan secured by equitable mortgagae of Factory land & Building)		8,22,79,805

NOTE -4: Trade Payables

Particulars	Figures as at the end of March 31st, 2020	
	Amount in Rs	
Creditors : Ap Other Vendors		88,61,207
Accrued Expenses		26,60,890
Indian Cogs Vendors		8,05,28,794
Total		9,20,50,891

For J. MADHAVA RAO & Co

 Partner



NOTE -5: Other Current Liabilities

Particulars	Figures as at the end of March 31st, 2020	
	Amount in Rs	
Ap Individuals	12,14,879	
State W/H Tax Payable	7,925	
Futa Payable	(14,220)	
Working Capital Loan (BB&T)	2,25,99,000	
Misc Payroll Withholding	-	
Total	2,38,07,585	

NOTE -6: Short Term Provision

Particulars	Figures as at the end of March 31st, 2020	
	Amount in Rs	
Provision for Tax	-	
Total	-	

APEX ADVANCED TECHNOLOGY,LLC

NOTE - 7: Tangible Assets

Particulars	Figures as at the end of March 31st, 2020	
	Amount in Rs	
Computer Hardware	14,59,665	
Furniture & Fixtures	49,36,837	
Office Equipment	1,96,182	
Total	65,92,684	

NOTE - 8: Intangible Assets

Particulars	Figures as at the end of March 31st, 2020	
	Amount in Rs	
Computer Software	6,61,77,181	
Good Will	20,96,58,335	
Capital Work in Progress	3,01,32,000	
Total	30,59,67,516	

For J. MADHAVA RAO & Co.
J. K. Chaitanya
Partner



NOTE - 9 :Other Non Current Assets

Particulars	Figures as at the end of March 31st, 2020	
	Amount in Rs	
Non Compete Fee	2,25,99,000	
Payroll Amortisation	1,05,16,265	
Preliminary Expenses	1,39,27,751	
Total	4,70,43,016	

NOTE - 10: Trade receivables

Particulars	Figures as at the end of March 31st, 2020	
	Amount in Rs	
Ar Customers	21,08,12,484	
Ar Miscellenous	3,76,210	
Total	21,11,88,695	

NOTE - 11 : Cash & Bank Balances

Particulars	Figures as at the end of March 31st, 2020	
	Amount in Rs	
Cash & Cash Equivalents:		
Cash on hand		
Balances with Banks in Current Accounts	1,92,92,202	
Total	1,92,92,202	

NOTE - 12 : Other Current Assets

Particulars	Figures as at the end of March 31st, 2020	
	Amount in Rs	
Misc Deposits	5,31,362	
Prapaid Expenses	35,04,337	
Un Billed Revenue	2,63,65,500	
Total	3,04,01,199	

For J. MADHAVA RAO & Co.
A.R. Chaitanya



APEX ADVANCED TECHNOLOGY,LLC

PROFIT & LOSS ACCOUNT FOR THE PERIOD ENDING 31st March, 2020

	Particulars	Note No.	Figures for the period ended March 31st, 2020	
			Amount in Rs	Amount in Rs
I.	Revenue from Operations	13	40,88,66,893	
	Net Revenue from Operations			40,88,66,893
II.	Other Income		-	-
III.	Total Revenue(I + II)			40,88,66,893
IV.	<u>Expenses:</u>			
	Cost of Goods Sold	14	19,76,31,152	
	Changes in Inventories of Finished Goods & Work-in-Progress		-	
	Employee Benefit Expenses	15	15,40,27,475	
	Remuneration to Managing Director			
	Finance Costs	16	61,06,447	
	Depreciation & Amortisation Expenses		2,73,15,207	
	Other Expenses	17	5,40,24,004	
				43,91,04,286
V.	Profit/(Loss) before Tax (III - IV)			(3,02,37,393)
VI.	Tax Expense:			
	Current Tax			-
	Deferred Tax For Current year			-
	Earlier tax for prior period			(1,09,40,197)
VII.	Profit/(Loss) for the period (V - VI)			(1,92,97,196)
VIII.	Earnings Per Equity Share-Basic & Diluted			

As Per our Report as on Date

For J Madhava Rao & Co

Chartered Accountants

Firm Reg No: 015119S

For J. MADHAVA RAO & Co
K. Chaitanya

Krishna Chaitanya Janga
Partner

Membership No :230882



For and on behalf of the Board

APEX ADVANCED TECHNOLOGY,LLC

NOTE - 13 : REVENUE FROM OPERATIONS

Particulars	Figures as at the end of March 31st, 2020
	Amount in Rs
Receipts from Sale of Goods	38,35,63,643
Work in Progress	2,53,03,250
Total	40,88,66,893

NOTE - 14 : COST OF GOODS SOLD

Particulars	Figures as at the end of March 31st, 2020
	Amount in Rs
Add: Cogs Global	4,22,55,606
Add: Cogs India	15,53,75,546
Total	19,76,31,152

NOTE - 15 : EMPLOYEE BENEFIT EXPENSES

Particulars	Figures as at the end of March 31st, 2020
	Amount in Rs
Salaries & Wages	11,39,25,586
Bonus	3,61,475
Payroll Expenses	1,32,07,624
Insurance Dental	9,24,399
Insurance Medical	1,07,08,533
Insur Life	2,29,774
Business Meals	2,44,078
Contract Labour	1,36,86,001
Recruitment Charges	7,40,004
Staff Retreats	-
Training & Prof Dev	-
Total	15,40,27,475

APEX ADVANCED TECHNOLOGY,LLC


NOTE - 16 : FINANCE COSTS

Particulars	Figures as at the end of March 31st, 2020
	Amount in Rs
Interest Expenses	61,06,447
Total	61,06,447

For J. MADHAVA RAO & Co.

J.K. Chaitanya

Partner



NOTE - 17 : OTHER EXPENSES

Particulars	Figures as at the end of March 31st, 2020
	Amount in Rs
Accounting Fee	-
Advertisement	6,07,983
Audit Fee	1,93,389
Bank Fees	7,31,166
Computer Supplies	17,93,081
Directors and Officers Insurance	49,718
Due & Publication	16,30,994
General Business Insurance	18,20,171
Electricity Charges	10,544
Foreign Travel Expenses	-
Insur LT Diasb	3,20,460
Insur ST Disab	2,22,674
Insur Vision	1,74,910
Insur Work Camp	63,510
Immigration Fees	1,49,506
Internet Charges	25,24,452
Late Payment Penalties	-
Lease Auto	16,98,707
Legal Fees	9,03,688
Management Fees	14,09,753
Membership Fees	2,86,650
MISC COGS	-
MISC Expenses	1,40,180
Misc Maintenance	-
Misc. Market/Advt	-
Misc Insurance	22,826
Misc. Office Expenses	-
Misc Prof Fees	15,18,975
Misc Rents & Leases	51,11,415
Misc Tax Assesment	-
Misc Utilities	-
Office Supplies	-
Other Misc. Expenses	5,85,083
Payroll Amortised Expenses Ac	50,46,284
Preliminary Expenses Amortisation	11,13,903
Postage / Courier	1,77,327
Property Tax	5,961
Recruitment Charges	-
Repairs & Maintenance	71,70,413
Sales Commisssion	36,28,510
Sales Consulting Fee	29,72,569
Stationery / Printing	5,52,932
Telephone Mobile	8,43,169
Telephone Office	-
Travel	1,05,43,102
Write off	-
Total	5,40,24,004

For J. MADHAVA RAO & Co.

A.K. Chaitanya
Partner

