

APEX ENGINEERS (INDIA) PRIVATE LIMITED

CIN : U72200TG2004PTC042848

6-1-307/1, 2nd Floor Padmarao Nagar Secunderabad, Telangana - 500 025

Balance Sheet as on 31st March 2022			
Particulars	Reference Note No	As at 31.03.2022 (Rs in Lakhs)	As at 31.03.2021 (Rs in Lakhs)
I. EQUITY AND LIABILITIES			
(1) Shareholders' Funds			
(a) Share capital	1	1.00	1.00
(b) Reserves and surplus	2	-89.88	-87.38
(2) Non-Current Liabilities			
(a) Long-term borrowings	3	105.00	105.00
(3) Current Liabilities			
(a) Trade payables			
(i) Total outstanding dues to micro enterprises and small enterprises		-	-
(ii) Total outstanding dues to creditors other than micro enterprises and small enterprises		-	-
(b) Other Current Liabilities	4	0.55	0.76
	Total	16.67	19.39
II.ASSETS			
(1) Non-current assets			
(a) Property, Plant and Equipment & Intangible Assets	5		
(i) Property, Plant and Equipment		0.23	0.33
(ii) Intangible assets		-	-
(iii) Capital work-in-progress		-	-
(b) Deferred tax assets (net)	6	1.61	2.40
(c) Other non-current assets	7	0.98	0.98
(2) Current assets			
(a) Cash and bank balances	8	12.11	13.92
(b) Other current assets	9	1.74	1.74
		16.67	19.39
Significant Accounting Policies & Notes on Accounts	13		

The accompanying Notes referred to above form integral part of Financial Statements

As per our Report of even date
For Dhaveji & Associates LLP
Chartered Accountants
Firm Regn No S000077

For and on behalf of the Board of Directors
Of Apex Engineers (India) Private Limited

C V S S S Dhaveji




C V S S S Dhaveji
Partner
M.No.234179
28.05.2022
Hyderabad
UDIN: 22234179ANQJGH9807

N C Padmaja

N C Padmaja
Director
DIN: 01173673
28.05.2022
Hyderabad

N C V Rangacharya

N C V Rangacharya
Director
DIN: 01067596
28.05.2022
Hyderabad



APEX ENGINEERS (INDIA) PRIVATE LIMITED

CIN : U72200TG2004PTC042848

6-1-307/1, 2nd Floor Padmarao Nagar Secunderabad, Telangana - 500 025

Statement Of Profit & Loss for the year ended 31st March 2022			
Particulars	Reference Note No	Year Ended 31.03.2022 (Rs in Lakhs)	Year Ended 31.03.2021 (Rs in Lakhs)
(A) Revenue From Operations		-	-
(B) Other Income	10	-	3.67
(C) Total Revenue		-	3.67
(D) Expenses:			
Employee Benefit Expenses		0.74	1.14
Depreciation and Amortization Expense	5	0.11	5.91
Other Expenses	11	0.87	1.63
Total Expenses		1.71	8.68
(E) Profit before exceptional and extraordinary items and tax		-1.71	-5.02
(F) Exceptional Items		-	-
(G) Profit before extraordinary items and tax		-1.71	-5.02
(H) Extraordinary Items		-	-
(I) Profit before tax		-1.71	-5.02
(J) Tax expense:			
(i) Current tax		-	-
(ii) Deferred tax		0.79	-0.27
(iii) Earlier Year Taxes		-	-
(K) Profit/(Loss) for the period from continuing operations		-2.51	-4.74
(L) Profit/(Loss) from discontinuing operations		-	-
(M) Tax expense of discounting operations		-	-
(N) Profit/(Loss) from discontinuing operations (after tax)		-	-
(O) Profit/(Loss) for the Year		-2.51	-4.74
(P) Earning per equity share:	12		
(i) Basic		-25.08	-47.45
(ii) Diluted		-	-
Significant Accounting Policies & Notes on Accounts	13		

The accompanying Notes referred to above form integral part of Financial Statements

As per our Report of even date
For Dhaveji & Associates LLP
Chartered Accountants
Firm Regn No S000077

For and on behalf of the Board of Directors
Of Apex Engineers (India) Private Limited

C V S S S Dhaveji



C V S S S Dhaveji
Partner
M.No.234179
28.05.2022
Hyderabad
UDIN: 22234179ANQJGH9807

N C Padmaja

N C Padmaja
Director
DIN: 01173673
28.05.2022
Hyderabad

N C V Rangacharya

N C V Rangacharya
Director
DIN: 01067596
28.05.2022
Hyderabad




APEX ENGINEERS (INDIA) PRIVATE LIMITED
 "Formerly known as V-Enable Internet Technologies Private Limited"
 6-1-307/1, 2nd Floor Padmarao Nagar Secunderabad, Telangana - 500 025

Cash Flow Statement for the year ended 31.03.2022		
Particulars	Year Ended 31.03.2022	Year Ended 31.03.2021
A. Cash Flow From Operating Activities		
Profit before tax as per Statement of Profit and Loss	-1.71	-5.02
Adjustments for :		
Depreciation and Amortisation Expense	0.11	5.91
Others	-	-
Operating Profit before Working Capital Changes	-1.61	0.90
Adjustments for (Increase) / Decrease in operating assets		
Trade Receivables	-	-
Other Current Assets	-	24.82
Adjustments for Increase / (Decrease) in operating liabilities		
Trade Payables	-	-
Other Current Liabilities	-0.21	-1.33
Cash flow from Operating Activity	-1.82	24.38
Income Tax Paid	-	-
Net Cash Flow from Operating Activities (A)	-1.82	24.38
B. Cash Flow From Investing Activities		
Payments for Non Current Investments	-	-
Net Cash from Investing Activities (B)	-	-
C. Cash Flow From Financing Activities		
Changes in Long Term Borrowings	-	-11.86
Net Cash Flow from Financing Activities (C)	-	-11.86
Net Increase / (Decrease) in Cash & Cash Equivalents (A+B+C)	-1.82	12.52
Add: Opening Balance of Cash & Cash Equivalents	13.92	1.40
Closing Balance of Cash & Cash Equivalents	12.11	13.92


The accompanying Notes referred to above form integral part of Financial Statements


As per our Report of even date
 For Dhaveji & Associates LLP
 Chartered Accountants
 Firm Regn No S000077

For and on behalf of the Board of Directors
 Of Apex Engineers (India) Private Limited


 CVSSS Dhaveji
 Partner
 M.No.234179
 28.05.2022
 Hyderabad
 UDIN: 22234179ANQJGH9807




 N C Padmaja
 Director
 DIN: 01173673
 28.05.2022
 Hyderabad


 N C V Rangacharya
 Director
 DIN: 01067596
 28.05.2022
 Hyderabad



APEX ENGINEERS (INDIA) PRIVATE LIMITED

"Formerly known as V-Enable Internet Technologies Private Limited"
6-1-307/1, 2nd Floor Padmarao Nagar Secunderabad, Telangana - 500 025

Notes to Financial Statements for the Year Ended 31.03.2022

Note:1 - SHARE CAPITAL	As at 31.03.2022 (Rs in Lakhs)	As at 31.03.2021 (Rs in Lakhs)
a) Authorized Share Capital 10,000 Equity Shares of Rs 10 each	1.00	1.00
Total	1.00	1.00
b) Issued Capital, Subscribed & Paid-up Capital 10,000 Equity Shares of Rs 10 each	1.00	1.00
Total	1.00	1.00

c) Reconciliation of the number of shares outstanding

Equity Shares	Year ended 31.03.2022		Year ended 31.03.2021	
	Number	Value (Rs in Lakhs)	Number	Value (Rs in Lakhs)
Shares outstanding at the beginning of the year	10,000	1.00	10,000	1.00
Shares issued during the year	-	-	-	-
Shares bought back during the year	-	-	-	-
Shares outstanding at the year end	10,000	1.00	10,000	1.00

d) Terms/Rights attached to Shares

The Company has only one class of shares i.e., equity shares having a par value of Rs.10 per share. Each holder of equity share is entitled to one vote irrespective of number shares held

In the event of liquidation of the Company, the holders of equity shares will be entitled to receive the remaining assets of the Company after distribution of all preferential amounts in the proportion of number equity shares held by them

e) Details of Shareholders holding more than 5% shares of the Company

Equity Shares of Rs 10 each fully paid up held by

Name of the Equity Share Holder	Year ended 31.03.2022		Year ended 31.03.2021	
	Number of shares held	% of share holding in the Class	Number of shares held	% of share holding in the Class
Ultimate Holding Company	-	-	-	-
Holding Company				
Cadsys (India) Limited	8,000	80	8,000	80
Subsidiary of Ultimate Holding Company or Holding Company as the Case may be	-	-	-	-
Name of the Other Share Holders				
N C Padmaja	1,000	10	1,000	10
N C V Rangacharya	1,000	10	1,000	10

f) Details of Promoters Share holding

Promoter Name	Year ended 31.03.2022		Year ended 31.03.2021		% Change during the year
	Number of shares held	% of Total Shares	Number of shares held	% of Total Shares	
N C Padmaja	1,000	10	1,000	10	-
N C V Rangacharya	1,000	10	1,000	10	-
Cadsys (India) Limited	8,000	80	8,000	80	-

f) Details of Shares held by Ultimate Holding Company/Holding Company and their Subsidiaries/Associates

Equity Shares of Rs 10 each fully paid up held by

Promoter Name	Year ended 31.03.2022		Year ended 31.03.2021	
	Number of shares held	Amount (Rs in Lakhs)	Number of shares held	Amount (Rs in Lakhs)
Ultimate Holding Company	-	-	-	-
Holding Company	8,000	0.80	8,000	0.80
Subsidiary of Ultimate Holding Company or Holding Company as the Case may be	-	-	-	-




Note:2 - RESERVES AND SURPLUS	As at 31.03.2022 (Rs in Lakhs)	As at 31.03.2021 (Rs in Lakhs)
(Deficit)/Surplus in the Statement of Profit and Loss		
Balance at the beginning of the Year	-87.38	-82.63
Add/Less		
Net profit/(Net Loss) for the current year	-2.51	-4.74
Appropriations if any	-	-
Balance at the end of the Year	-89.88	-87.38

Note:3 - LONG TERM BORROWINGS	As at 31.03.2022 (Rs in Lakhs)	As at 31.03.2021 (Rs in Lakhs)
Loans & Advances from Related Parties		
Unsecured		
Loans from Directors	55.00	55.00
Nature of Security - NA		
Loans Guaranteed by Directors - NA		
There is no default as on the balance sheet date in repayment of loan		
Loans & Advances from Related Parties		
Unsecured		
Loans from Companies in which KMP have significant influence	50.00	50.00
Nature of Security - NA		
Loans Guaranteed by Directors - NA		
There is no default as on the balance sheet date in repayment of loan		
	105.00	105.00

Note: 4 - OTHER CURRENT LIABILITIES	As at 31.03.2022 (Rs in Lakhs)	As at 31.03.2021 (Rs in Lakhs)
Statutory Dues Payable		
Professional Tax Payable	0.03	0.03
TDS Payable	0.05	0.05
Other Payables		
Audit Fees Payable	0.45	0.55
Other Payables	0.03	0.14
Total	0.55	0.76

Note: 5 - PROPERTY, PLANT AND EQUIPMENT & INTANGIBLE ASSETS & DEPRECIATION								
DESCRIPTION	GROSS BLOCK			DEPRECIATION			NET BLOCK	
	As at 01.04.2021	Additions/ (Deletions) during the year	As at 31.03.2022	As at 01.04.2021	Depreciation for the Year	As at 31.03.2022	As at 31.03.2022	As at 31.03.2021
Tangible								
Servers	1.00	-	1.00	0.84	0.05	0.89	0.11	0.16
Office Equipment	1.15	-	1.15	0.98	0.06	1.03	0.12	0.18
Intangible								
Software	70.71	-	70.71	70.71	-	70.71	-	-
Goodwill	28.79	-	28.79	28.79	-	28.79	-	-
Total	101.65	-	101.65	101.32	0.1	101.43	0.23	0.33

Dhanraj



Note: 6 - DEFERRED TAX ASSET (NET)	As at 01.04.2021	During the Year	As at 31.03.2022
Adjustment on account of temporary timing differences related to Fixed Assets	2.40	-0.79	1.61

Note: 7 - OTHER NON CURRENT ASSETS	As at 31.03.2022 (Rs in Lakhs)	As at 31.03.2021 (Rs in Lakhs)
Long Term Trade Receivables - Unsecured Considered Good	0.98	0.98
Total	0.98	0.98

Figures For the Current Reporting Period


Particulars	Outstanding for following periods from due date of payment as on 31.03.2022					Total
	Less than 6 Months	6 Months - 1Year	1-2 Years	2-3 Years	More than 3 Years	
Undisputed Trade Receivables- Considered Goods	-	-	-	-	0.98	0.98
Undisputed Trade Receivables- Considered Doubtful	-	-	-	-	-	-
Disputed Trade Receivables- Considered Goods	-	-	-	-	-	-
Disputed Trade Receivables- Considered Doubtful	-	-	-	-	-	-
Others	-	-	-	-	-	-
Total	-	-	-	-	0.98	0.98

Figures For the Previous Reporting Period

Particulars	Outstanding for following periods from due date of payment as on 31.03.2021					Total
	Less than 6 Months	6 Months - 1Year	1-2 Years	2-3 Years	More than 3 Years	
Undisputed Trade Receivables- Considered Goods	-	-	-	-	0.98	0.98
Undisputed Trade Receivables- Considered Doubtful	-	-	-	-	-	-
Disputed Trade Receivables- Considered Goods	-	-	-	-	-	-
Disputed Trade Receivables- Considered Doubtful	-	-	-	-	-	-
Others	-	-	-	-	-	-
Total	-	-	-	-	0.98	0.98

Note: 8 - CASH AND CASH EQUIVALENTS	As at 31.03.2022 (Rs in Lakhs)	As at 31.03.2021 (Rs in Lakhs)
a. Balances with Banks		
- Current Accounts	12.08	13.89
- Deposit Accounts	-	-
- Cheques on hand	-	-
b. Cash on Hand	0.03	0.03
Total	12.11	13.92

Note: 9 - OTHER CURRENT ASSETS	As at 31.03.2022 (Rs in Lakhs)	As at 31.03.2021 (Rs in Lakhs)
Balances with Govt Authorities (GST & TDS)	1.64	1.64
Others	0.10	0.10
Total	1.74	1.74



Note: 10 OTHER INCOME	Year Ended 31.03.2022 (Rs in Lakhs)	Year Ended 31.03.2021 (Rs in Lakhs)
Interest on Income Tax Refund	-	2.26
Misc Balances Written Off	-	1.40
Total	-	3.67

Note: 11 - OTHER EXPENSES	Year Ended 31.03.2022 (Rs in Lakhs)	Year Ended 31.03.2021 (Rs in Lakhs)
Professional & Consultancy Charges	0.05	0.78
Auditor's Remuneration		
For Taxation matters	-	-
For company law matters	0.50	0.59
For other services	-	-
For reimbursement of expenses	-	-
Printing & Stationery	-	-
Rates & Taxes	0.07	0.05
Other Expenses	0.24	0.21
Total	0.87	1.63

Note: 12 - EARNINGS PER SHARE	Year Ended 31.03.2022 (Rs in Lakhs)	Year Ended 31.03.2021 (Rs in Lakhs)
Net Profit available to Equity Share Holders (after adjustments, if any)	-2.51	-4.74
Weighted Average number of Equity Shares held	10,000	10,000
Potential Equity Shares	-	-
Earnings per Share - Basic	-25.08	-47.45
Earnings per Share - Diluted	-	-

Note: 13 – Significant Accounting Policies & Notes on Accounts

I. Significant Accounting Policies:

a. Basis of Accounting:

The financial statements are prepared under the historical cost convention under accrual method of accounting and as going concern in accordance with the Generally Accepted Accounting Principles (GAAP) in compliance with the provisions of the Companies Act, 2013 and the Accounting Standards as specified in the Companies (Accounting Standards) Rules, 2006 read with Rule 7(1) of the Companies (Accounts)

Rules, 2014 issued by the Ministry of Corporate Affairs in respect of Section 133 of the Companies Act, 2013.

Further, the guidance notes/announcements issued by the Institute of Chartered Accountants of India (ICAI) are also considered, wherever applicable except to the extent where compliance with other statutory promulgations override the same requiring a different treatment.

b. Use of Accounting Estimates:

The preparation of financial statements in conformity with India GAAP which requires management to make estimates and assumptions that affect the reported amount of assets and liabilities and disclosures relating to contingent liabilities as at the reporting date of the financial statements and operational results during the reporting period. Although these estimates are based upon management's best knowledge of current events and actions, actual results could differ from these estimates.



c. Fixed assets:

Fixed assets are stated at their original cost of acquisition, less accumulated depreciation, amortization and impairment loss if any. Cost of acquisition includes all attributable costs like inward freight, duties and taxes, borrowing costs and incidental expenses related to acquisition and installation of respective assets until the assets are ready for use

d. Impairment of Assets:

(i) The carrying amounts of assets are reviewed at each balance sheet date if there is any indication of impairment based on internal/external factors. An impairment loss is recognized wherever the carrying amount of an asset exceeds its recoverable amount. The recoverable amount is the greater of the asset's net selling price and value in use. In assessing value in use, the estimated future cash flows are discounted to their present value using a pretax discount rate that reflects current market assessments of the time value of money and risks specific to the asset.

(ii) After impairment, depreciation is provided on the revised carrying amount of the asset over its remaining useful life.

e. Depreciation/Amortization:

- (i) Individual assets costing less than Rs. 5,000 are expensed off in the year of acquisition.
- (ii) Depreciation on assets sold, discarded or demolished during the year is being provided at their respective rates on pro-rata up to date on which such assets are sold, discarded or demolished.
- (iii) Intangible assets are recognized when it is probable that future economic benefits that are attributable to the asset will flow to the enterprise and the cost of the asset can be measured reliably. Intangible assets are amortized in five years on straight-line method starting from the year of recognition.
- (iv) Depreciation on all other assets is provided on the written down value method based as per the rates determined by the Management taking into consideration the estimated useful life of the assets and their residual value at the end of the life.

Asset Description	Useful life as per Schedule II of Companies Act, 2013	Useful life as determined by the management	Residual Value %	Depreciation Rate (WDV)
Computers & Servers	5	5	15%	31.67%
Office Equipment	3	5	15%	31.67%
Software*	-	1	-	100%

*For software having specific license period, Cost is amortised over such period.



f. Investments:

Current investments are carried at lower of cost and fair value. Long term investments are carried at cost less provision for permanent diminution in value of such investments.

g. Revenue recognition:

- (i) Revenue from contract is recognized on percentage completion methods based on billing schedule agreed with the client on progressive completion basis.
- (ii) Insurance claims, if any are accounted on cash basis.
- (iii) Dividend, if any is recognized when right to receive dividend is established.
- (iv) Interest if any, is recognized on time proportion basis.

h. Taxes on Income:

Current tax is the amount of tax payable on the taxable income for the year as determined in accordance with the provisions of Income Tax Act, 1961.

Deferred Tax Charge/(Savings) reflects the tax effects of timing differences between accounting income and taxable income for the period. The deferred tax charge or savings and the corresponding deferred tax liabilities or assets are recognized using the tax rates that have been enacted as on the balance sheet date, to the extent there is reasonable certainty that these assets can be realized in future. However, where there is unabsorbed depreciation or carry forward of losses, deferred tax assets are recognized only if there is virtual certainty of realization of such assets. Deferred Tax assets would be reviewed at each balance sheet date and written down or written up to reflect the amount that is reasonably/virtually certain (as the case may be) to be realized.

i. Retirement Benefits:

Contribution towards "Defined Contribution Scheme" such as Provident Fund is charged to profit and loss account as incurred. Provident Fund contribution is made to the government administered Provident Fund. Company has no further obligation beyond this contribution charged in financial statement.

The other defined benefits on account of superannuation, gratuity and leave encashment would be provided as and when liability arises.

j. Earnings Per share:

Basic earnings per share are calculated by dividing the net profit or loss for the period attributable to equity shareholders by the weighted average number of equity shares outstanding during the period.



For the purpose of calculating diluted earnings per share, the net profit or loss for the period attributable to equity shareholders is divided by the weighted average number of equity shares, as computed above and the weighted average number of equity shares that could have been issued on conversion of shares having potential dilutive effect subject to the terms of issue of those potential shares.

k. Provisions and Contingent Liabilities:

Provisions involving substantial degree of estimation in measurement are recognized when there is a present obligation as a result of past events, and it is probable that there will be an outflow of resources.

Contingent liabilities are not recognized but disclosed in notes. Contingent assets are neither recognized nor disclosed in financial statements.

Notes on Accounts:

1. There was no contingent Liabilities as at the Balance Sheet date.
2. In order to comply with the requirement of the Micro, Small and Medium Enterprises Development Act, 2006, Company has sought confirmation from the vendors whether they are falling in the category of Micro/Small/Medium Enterprises. Based on the information available, the required disclosures are given below:

Particulars	(Rs. in Lakhs)	
	As at 31 st March 2022	As at 31 st March 2021
Principal amount remaining unpaid	0.48	0.69
Delayed payments due as at the end of each accounting year on account of Principal		
Interest paid by the Company in terms of Section 16 of Micro, Small and Medium Enterprises Development Act, 2006, along with the amount of the payment made to the supplier beyond the appointed day during the year.		
Interest due and payable for the period of delay in making payment (which have been paid but beyond the appointed day during the year) but without adding the interest specified under Micro, Small and Medium Enterprises Development Act, 2006.		
Interest accrued and remaining unpaid as at March 31		
Further interest remaining due and payable even in the succeeding years, until such date when the interest dues as above are actually paid to the small enterprise.		

There were no overdue amounts payable, to Small Scale Industrial Undertakings (MSME) as on 31st March, 2022.



3. Name of the Related Parties and their Relationship

Party Name	Relation
N C V Rangacharya	Director, Brother of N.C Padmaja
N C Padmaja	Director, Sister of N C V Rangacharya
Cadsys (India) Limited	Holding Company
I Power Four Technologies Private Limited	Enterprises over which Key managerial personnel has significant influence

Transactions & Balances with Related Parties

Previous Period Figures mentioned in () and All amounts in Lakhs

Name of the Related Party	N C V Rangacharya	N C Padmaja	I Power Four Technologies Private Limited
Description of the nature of transactions	Receipt of Loan	Receipt of Loan	Receipt of Loan
Volume of transactions either as an amount or as appropriate proportion	Nil	Nil	Nil
Any other elements of the related party transactions	Nil	Nil	Nil
The amounts or appropriate proportions of outstanding items pertaining to related parties at the Balance Sheet date	24.00 (24.00)	31.00 (31.00)	50.00 (50.00)
Provisions for doubtful debts due from such parties at that date and amounts written off or written back in the period in respect of debts due from or to related parties	Nil	Nil	Nil



4. **Additional Requirements as prescribed under Para 6Y vide Notification No. GSR 207(E) dated 24-03-2021**

(i) Title deeds of immovable Property not held in name of the Company

The Company does not have any Immovable Property during the year under consideration. Hence the relevant disclosures are not applicable.

(ii) Where the Company has revalued its Property, Plant and Equipment, the company shall disclose as to whether the revaluation is based on the valuation by a registered valuer as defined under rule 2 of the Companies (Registered Valuers and Valuation) Rules, 2017.

During the year under review, The Company did not carry out any Revaluation to its Property, Plant. Hence the relevant disclosures are not applicable.

(iii) Where Loans or Advances in the nature of loans are granted to promoters, directors, KMPs and the related parties (as defined under Companies Act, 2013,) either severally or jointly with any other person, that are:

- a. repayable on demand or
- b. without specifying any terms or period of repayment

As the Company has not granted any loans or gave advances to Promoters, Directors, KMPs and the related parties during the year under review, the relevant disclosures are not applicable.

(iv) Capital Work In Progress (CWIP)

During the year under consideration the Company has not incurred/expended any amount towards Capital work In Progress, hence the relevant disclosures are not applicable

(v) Intangible assets under development:

The Company has not incurred/expended any amounts towards Intangibles under development during the year under review, hence the relevant disclosures are not applicable.

(vi) Details of Benami Property held


During the period under review, there were no proceedings initiated or pending against the Company for holding any Benami Property under the Benami Transactions (prohibitions) Act, 1988. Hence relevant disclosures are not applicable.

(vii) Where the Company has borrowings from banks or financial institutions on the basis of current assets

The Company does not have any loans or borrowings from banks or financial institutions based on security of current assets. Hence relevant disclosures are not applicable.

(viii) Wilful Defaulter

The Company do not have any loans from Banks, Financial Institutions. Hence relevant disclosures are not applicable.



(ix) Relationship with Struck off Companies

The Company does not have any transactions with the Companies struck off under section 248 of the Companies Act, 2013. Hence, the relevant disclosures are not applicable.

(x) Registration of charges or satisfaction with Registrar of Companies

During the year under consideration there are no Charges or Satisfaction yet to be registered with Registrar of Companies by the Company. Hence, the relevant disclosures are not applicable.

(xi) Compliance with number of layers of companies

The Company is not a holding Company for which number of layers as prescribed under clause (87) of Section 2 of the Companies Act, 2013 read with Companies (Restriction on number of Layers) Rules, 2017 is applicable. Hence, the relevant disclosures are not applicable.

(xii) Ratios

	Particulars	Numerator	Denominator	31.03.2022	31.03.2021	Variance
a)	Current Ratio	Current Assets	Current Liabilities	2,497.62 %	2,054.45 %	21.57%
b)	Debt-Equity ratio	Total Liabilities	Shareholders' Equity	-118.76 %	-122.44%	-3.01%
c)	Debt Service Coverage Ratio	Operating Income	Interest Expenses	NA	NA	NA
d)	Return on Equity Ratio	Net Income	Equity	-2.82 %	-5.49%	48.62%
e)	Inventory Turnover Ratio	Inventory	Turnover	NA	NA	NA
f)	Trade Receivables Turnover Ratio	Receivables	Turnover	-#	-#	-#
g)	Trade Payables Turnover Ratio	Payables	Turnover	-#	-#	-#
h)	Net Capital Turnover Ratio	Net Assets	Turnover	-#	-#	-#
i)	Net Profit Ratio	Net Profit	Turnover	-#	-#	-#
j)	Return on Capital Employed Ratio	EBIDTA	Net Assets	-9.98%	4.81%	-307.49%
k)	Return on Investment	Net Income	Turnover	-#	-#	-#

-# Represents ratio is indeterminable as the denominator factor is Zero.

(xiii) Compliance with Approved Scheme(s) or Arrangements

The Company during the year under review did not enter into any arrangements/ obtained any approval for schemes from Competent Authorities as per Section 230 to 237 of the Companies Act, 2013, Hence the relevant disclosures are not applicable.



(xiv) Pass through Borrowings/Fundings

The Company has not advanced/loaned or invested funds to any other person(s) with an intention that the Intermediary shall directly or indirectly lend or invest, provide guarantee on behalf of the Company. Hence the relevant disclosures are not applicable.


5. Figures are rounded off to Lakhs

6. Previous year's figures are regrouped and/or rearranged as necessary.


The accompanying Notes referred to above form integral part of Financial Statements


As per our Report of even date
For Dhaveji & Associates LLP
Chartered Accountants
Firm Regn No S000077

For and on behalf of the Board of Directors
Of Apex Engineers (India) Private Limited.


C V S S S Dhaveji
Partner
M.No.234179
28.05.2022
Hyderabad
UDIN: 22234179ANQJGH9807




N C Padmaja
Director
DIN: 01173673
28.05.2022
Hyderabad


N C V Rangacharya
Director
DIN: 01067596
28.05.2022
Hyderabad

